

PRONTO

PRODUCT INFORMATION & INSTRUCTIONS FOR USE

Pronto Sleep

Pronto Sleep is a unique vapor inhaler that gently opens the nose and releases a soothing blend of four pure essential oils traditionally known to help you relax and sleep better naturally.

If you have trouble getting to sleep and staying asleep, then Pronto Sleep may be right for you.

If symptoms persist, talk to your health professional.

Pronto Clear


Pronto Clear is a unique vapor inhaler that gently opens the nose and delivers a soothing blend of six pure essential oils traditionally known to clear a stuffy nose naturally.

If you have trouble breathing through your nose due to congestion, an allergy, a deviated septum or narrow airways, then Pronto Clear may be right for you.

If symptoms persist, talk to your health professional.

Rechargeable Nasal Vapor Inhaler

Pronto is a rechargeable nasal vapor inhaler. It comes with a specially designed storage and recharging case.



INSTRUCTIONS

Charging Pronto for the First Time

Upon first opening, you will need to charge Pronto with the essential oil blend as follows:

1. Wash your hands before removing the product from its packaging.

2. Open Pronto Recharge Unit and remove the cap.

3. Place Pronto vapor inhaler in its charging position as shown. Push gently on the device to ensure it sits securely in the charging position with the scent diffuser touching the charging point. Leave for 30 seconds to two minutes.

4. Remove the vapor inhaler and immediately cover recharge point with cap.

5. Insert Pronto vapor inhaler into your nose following the fit and wearing instructions on the next page.



Recharging Pronto

After use, clean Pronto and place in storage unit in the non-charging position. Then just prior to wearing it:

1. Uncap the recharge point and place Pronto in the recharge position. Push gently on the device to ensure it sits securely in the charging position with the scent diffuser touching the recharging point. Close the recharge unit cover.

2. Leave to charge between 30 seconds to 2 minutes;

3. Insert Pronto into your nose and immediately replace the cap on the recharge point.



Pronto is designed to charge up to 10 times lasting up to 8 hours per charge. If you leave the recharge point uncovered for any length of time, the number of recharges will be diminished.

Fitting & Wearing Pronto

1. Hold the scent diffuser between your first finger and thumb with the loops facing towards you and the paddles facing away from you.



2. Gently place the loops in first and tilt the diffuser upwards to the top of your nose as you insert it. The device has been designed to follow the natural angle inside the nose.



3. Pronto should sit all the way inside the nose with only the scent diffuser showing and spanning across the tip of the nostrils. If Pronto is hanging out then it may be too big for your nose.



4. **ADJUST:** If Pronto feels loose or you want greater airflow, easily expand the loops by gently clicking the paddles outwards.



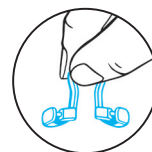
If during adjustment the pin comes out entirely, gently re-insert it to recreate the loop.

Cleaning Pronto

After wearing Pronto, you must wash the part of Pronto that goes inside the nose with warm soapy water taking care to not submerge or wet the scent diffuser. It is recommended to use a small container half filled with warm soapy water.

1. Protect the scent diffuser by covering it with your forefinger and thumb.

2. Hold Pronto upside down and dip its loops into the warm soapy solution and swirl around several times.



3. Empty the container and fill with fresh water and repeat steps 1 and 2 to rinse Pronto.

4. Dry Pronto well, paying particular attention to the loops and adjustment pins before placing it back into the storage unit in the non-recharge position. The recharge point should remain capped until you are ready to wear Pronto again.



5. Wash your hands in case any essential oils have been transferred onto your fingers.

Materials & Oils

Pronto vapor inhaler is made from medical grade polymers and the vapor inhaler and the recharge unit are not made from natural rubber latex.

Pronto oil blends contains 100% pure essential oils including:

1. **Pronto Sleep** contains Lavender, Eucalyptus, Valerian and Tea Tree.

2. **Pronto Clear** contains Peppermint, Menthol, Lemon, Eucalyptus, Tea Tree and Rosemary.

If you have an allergy or sensitivity to essential oils, do not use Pronto or discontinue use if reaction occurs.

Do not use Pronto during pregnancy.

⚠ ATTENTION

- Only use Pronto as directed.
- Do not use if packaging is broken.
- Pronto is for personal use only and should not be shared with other people.
- As Pronto contains essential oils, it should not be used during pregnancy.
- Pronto should not be used for delivery of any other oil blend, liquid or drug.
- Pronto is only suitable for positioning in the nose.
- Do not smoke or use a gas lighter whilst holding or wearing Pronto.
- Be gentle when dilating the paddles and do not dilate beyond the pin length.
- Pronto is not suitable for use by children under the age of 12.
- Do not use the device if it is damaged in any way.
- Do not intentionally break the diffuser and use one half of the dilator on its own.
- Do not intentionally dismantle the recharge unit.
- Do not add other liquids or oils to the diffuser or recharge point.
- If irritation occurs, discontinue use and consult your doctor.
- Do not use during contact sports, water sports or while swimming.
- Keep out of reach of children, contains small parts.
- Pronto is designed to provide 10 charges lasting up to 8 hours.
- The scent will diminish in its intensity throughout the 8 hour period. Air-conditioning and heating may affect the scent intensity over the 8 hour period.
- Recharging time of your Pronto nasal dilator will take between 30 seconds to two minutes. The initial few charges will take the least amount of time and the charges closer to the end of Pronto's life may take up to two minutes.
- Do not use if Pronto diffuser becomes loose.
- Do not use if Pronto recharge point is missing or becomes loose.
- Do not use if oil is leaking from the recharge unit.
- Avoid prolonged exposure to direct sunlight and heat.
- When Pronto no longer charges, dispose of the recharge unit and nasal dilator in the normal refuse bin.
- Pronto packaging is recyclable.

Trouble Shootings & FAQs**How does Pronto work?**

Pronto combines the benefits of a nasal dilator, to open the nose and improve airflow, with the ability to deliver the vapors of the pure essential oils blends traditionally known to be beneficial for sleep or to clear a stuffy nose.

How many charges will I get with Pronto?

Pronto will charge a minimum of 10 times. You can only wear Pronto up to 8 hours.

How long does Pronto take to recharge?

Pronto will take between 30 seconds and two minutes to fully charge depending on the number of recharges remaining. The diffuser should appear saturated when fully charged.

Why do I need to replace the cap on the recharge point each time I recharge Pronto?

By replacing the cap on the recharge point you ensure that you achieve 10 recharges of your Pronto.

I am not getting 10 recharges with Pronto?

Incorrect use of the recharge unit, specifically leaving the cap off the recharge point will reduce the number of recharges you will achieve.

Why can't I get the diffuser wet?

The diffuser is made from a porous material designed to hold the charge of oil. Wetting the material will affect the recharge of Pronto.

How do I know if I have got the right size?

Pronto should sit all the way inside the nose with only the diffuser showing and spanning across the tip of the nostrils. If Pronto is hanging down too low then it may be too big for your nose. Alternatively, if Pronto is falling out you may need to adjust open the loops to make it bigger or try a larger size.

What happens if I get irritation?

If irritation to the oils or the dilator occur, stop using Pronto immediately.

What is Pronto made from?

Pronto is made from ultra-soft medical grade polymers and is not made with natural rubber latex.

What if my nose feels dry or uncomfortable?

Aside from keeping hydrated, increased airflow can cause the nasal lining to feel dry. Dry nose relief products such as Nozoil may combat these affects. They come in sprays or gels and generally contains three forms of Vitamin E blended with sesame seed oil to help to shield the nasal tissue from the drying effects of inhaled air and to help reduce the effects inflammation. More information can be found at <https://tinyurl.com/y2l3f6hh>

What if the scent is too weak for me?

Pronto has been designed to provide a specific strength of essential oils to ensure you get the best result. We tested the strength of the scent in a user trial to determine the level preferred by most people. We always appreciate your feedback, so please provide your feedback about the strength of Pronto to feedback@rhinomed.global.

What if the scent is too strong for me?

Pronto has been designed to provide a specific strength of essential oils to ensure you get the best result. We tested the strength of the scent in a user trial to determine the strength preferred by most people in the trial. We always appreciate your feedback so please provide your feedback about the strength of Pronto to feedback@rhinomed.global.

What if the scent is not lasting all night?

We have carefully selected proprietary materials to provide 8 hours of scent delivery. The scent will diminish in its intensity throughout the 8 hour period. Air-conditioning and heating may also affect the scent intensity over the 8 hour period. For instance, central heating may cause the diffuser to evaporate faster than under normal room temperature conditions.









How do I know if the recharge unit has run out?

Use a tissue and lay it gently over the recharge point. If the tissue remains dry, then the recharge unit is finished. If you see a small oil spot forming, the unit can still recharge your Pronto.

Is Pronto recyclable?

Pronto's packaging is recyclable including the outer carton and inner blister tray.

Should any serious incident occur with Pronto, please immediately report it to Rhinomed Limited at feedback@rhinomed.global.

Description of Symbols:	
	Manufacturer
	Batch Code
	Authorised EU Representative
	Consult Instructions for Use
	Not made with natural rubber latex
	Non Sterile
	Keep Dry
	Avoid direct sunlight

CUSTOMER SERVICE

For regional customer service details, please visit: prontorange.com/contact-us

Pronto is designed in Australia. Made in China

PATENT PENDING

Pronto, Pronto Clear and Pronto Sleep are used as trademarks of Rhinomed Limited.



Rhinomed Limited
L1, 132 Gwynne St, Richmond
VIC 3121 Australia